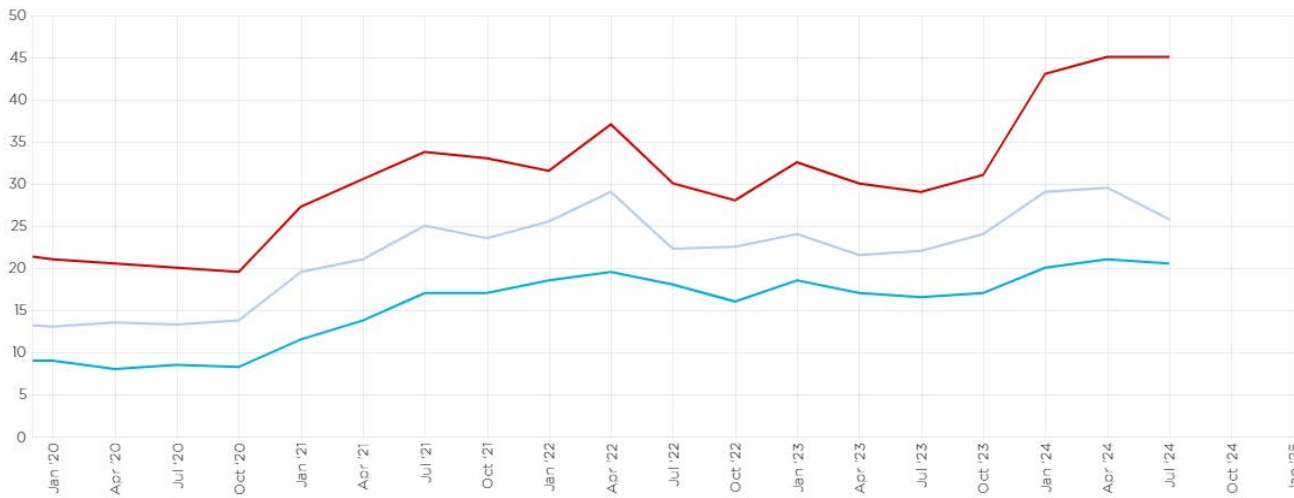
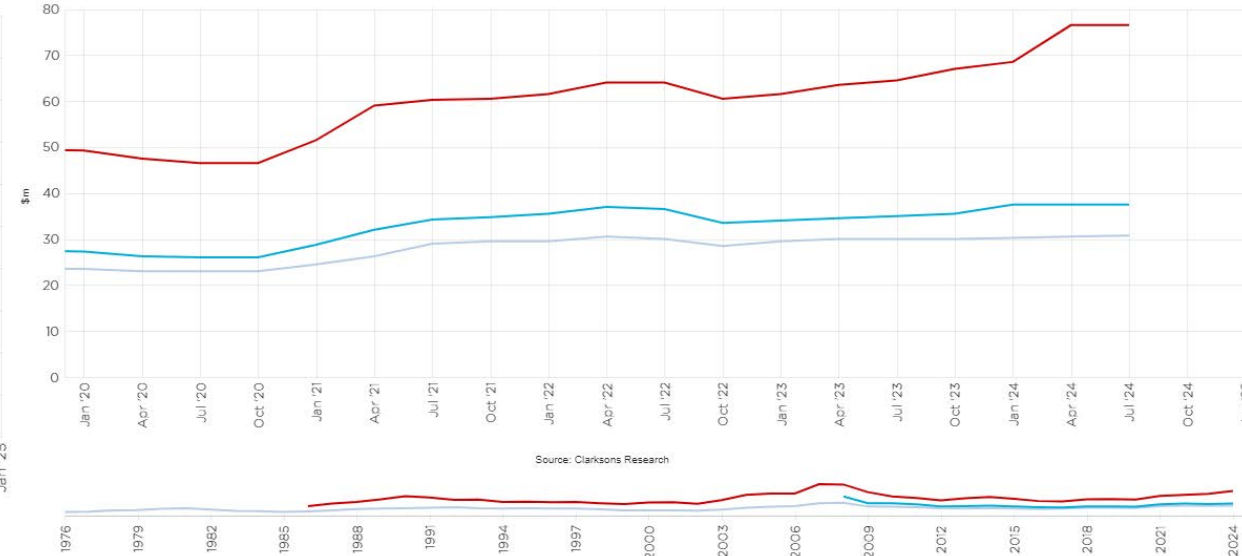


Capesize Bulkcarrier 180K 10 Year Old (Eco) Secondhand Prices \$m and others



— Capesize Bulkcarrier 180K 10 Year Old (Eco) Secondhand Prices (\$m)
— Panamax Bulkcarrier (Kamsarmax) 82k dwt 10 Year Old (Eco) Secondhand Prices (\$m)
— Handysize Bulkcarrier 37k dwt 10 Year Old (Eco) Secondhand Prices (\$m)

Capesize 176-180K dwt Newbuilding Prices \$m and others

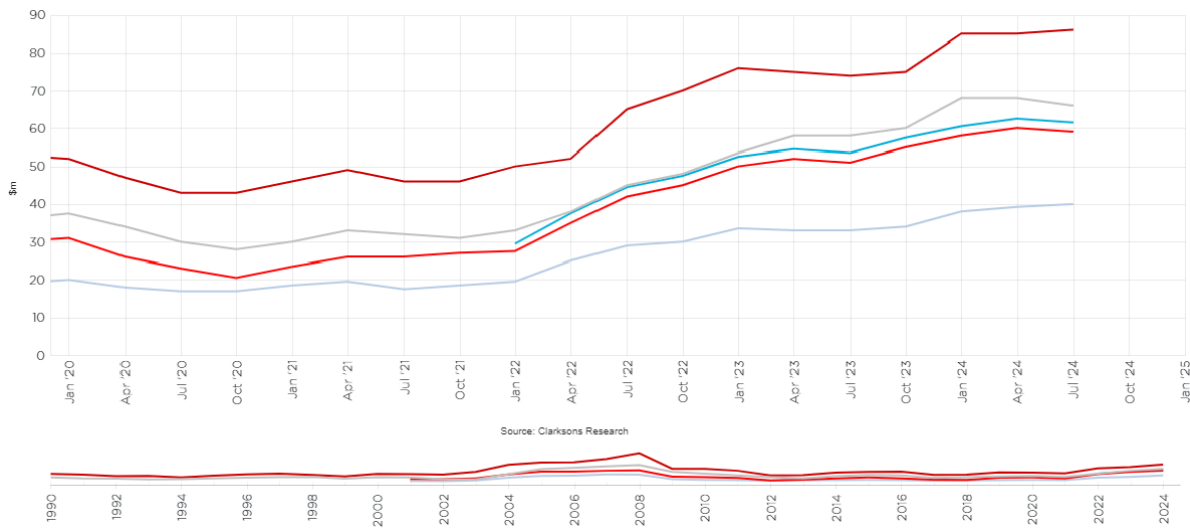


— Capesize 176-180K dwt Newbuilding Prices (\$m)
— Handysize 38-42K dwt Bulkcarrier Newbuilding Prices (\$m)
— Panamax 82-84k dwt Bulkcarrier ('Kamsarmax') Newbuilding Prices (\$m)

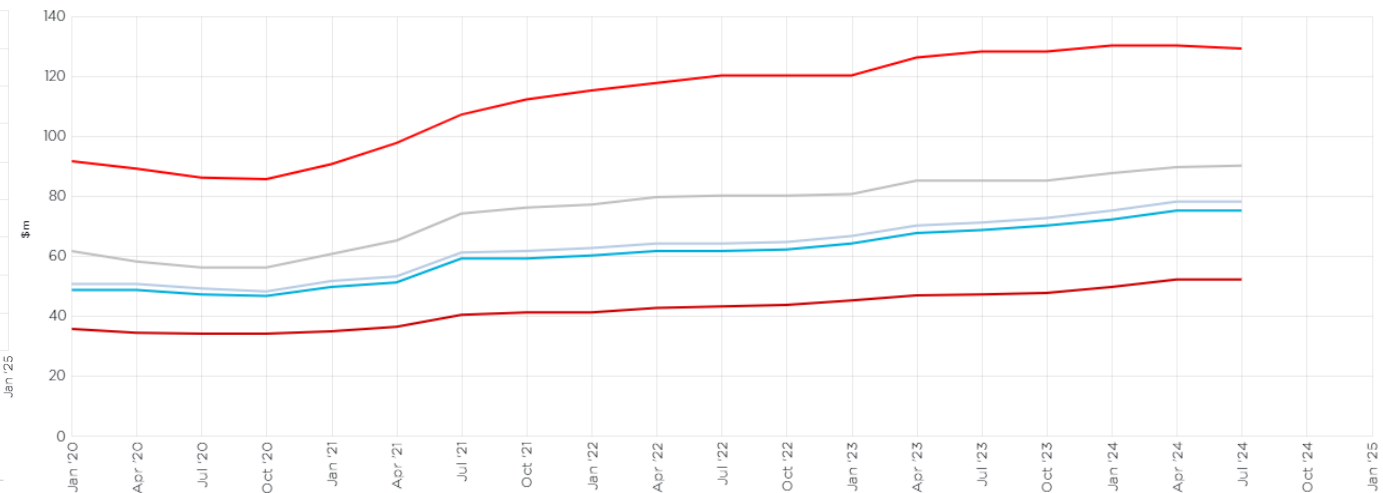
Source: Clarksons Research



VLCC Tanker D/H 310K dwt 10 Year Old (Eco) Secondhand Prices \$m and others



47-51K DWT Products Tanker Newbuilding Prices \$m and others

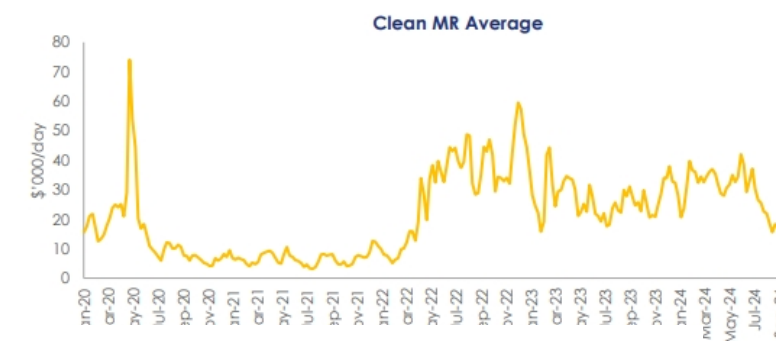
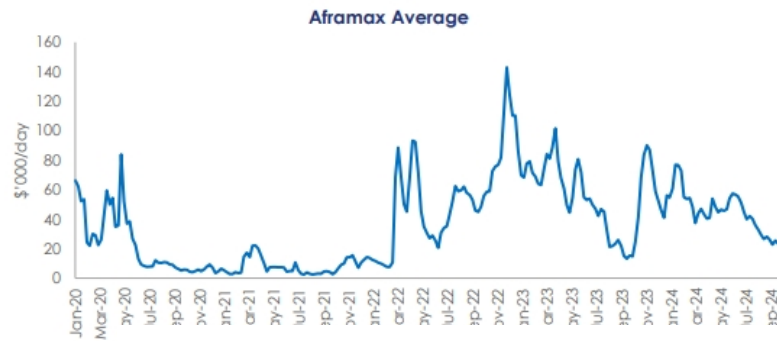
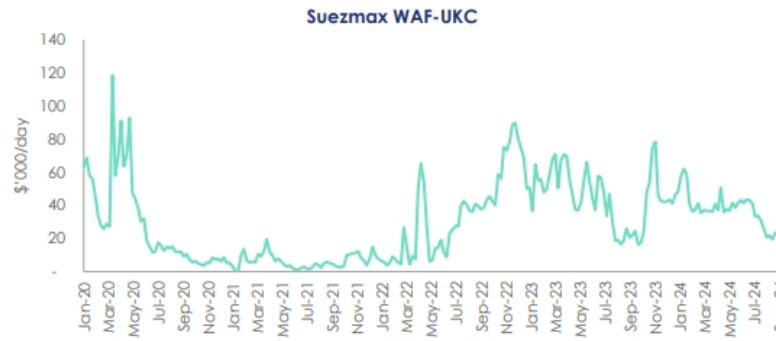
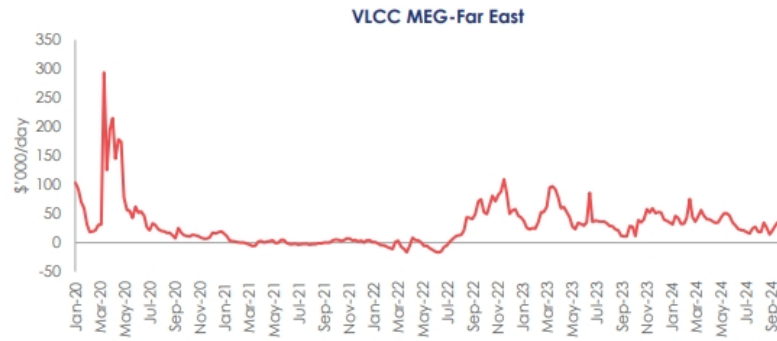


- VLCC Tanker D/H 310K dwt 10 Year Old (Eco) Secondhand Prices (\$m)
- Products Tanker D/H 50k dwt (MR) 10 Year Old (Eco) Secondhand Prices (\$m)
- 47-51K DWT Products Tanker Newbuilding Prices (\$m)
- Aframax Tanker 113-115K DWT Coated (LR2) Newbuilding Prices (\$m)
- Aframax Tanker 115K dwt Coated (LR2) 10 Year Old (Eco) Secondhand Prices (\$m)
- Aframax Tanker D/H 115K dwt 10 Year Old (Eco) Secondhand Prices (\$m)
- Aframax Tanker 113-115K dwt Newbuilding Prices (\$m)
- 315-320K DWT VLCC Newbuilding Prices (\$m)
- Suezmax Tanker 150-158K dwt Newbuilding Prices (\$m)
- Suezmax Tanker D/H 158k dwt 10 Year Old (Eco) Secondhand Prices (\$m)



Bayes Business School

07/10/2024



	VLCC MEG-East		Suezmax WAF-UKC		Average Aframax		Average MR Clean	
	Max	Min	Max	Min	Max	Min	Max	Min
2020	293,662	7,019	118,535	3,680	83,921	3,379	74,081	4,125
2021	15,729	-5,800	19,546	375	22,209	2,412	12,557	3,185
2022	109,441	-16,807	89,781	3,947	142,987	7,480	59,518	5,078
2023	97,248	10,905	78,420	16,342	101,628	13,240	44,312	15,840
2024YTD	75,260	14,271	62,148	19,573	76,948	22,200	42,019	12,708



Bayes Business School

07/10/2024

Max Value	5 T/C Routes for Baltic Capesize Index	5 T/C Routes for BPI-82	7 T/C Routes for BHSI-38
2020	34,896	16,415	12,205
2021	86,953	38,952	37,109
2022	38,169	30,746	32,166
2023	54,584	21,966	16,340
2024	35,780	20,757	14,537

Min Value	5 T/C Routes for Baltic Capesize Index	5 T/C Routes for BPI-82	7 T/C Routes for BHSI-38
2020	1,992	4,681	4,108
2021	10,304	12,272	11,695
2022	2,505	10,956	11,941
2023	2,246	7,277	7,007
2024	14,375	11,645	10,197



Bayes Business School

07/10/2024

	11088	531887	11082	11030	10985
	47-51K DWT Products Tanker Newbuilding Prices	Aframax Tanker 113-115K DWT Coated (LR2) Newbuilding Prices	Aframax Tanker 113-115K dwt Newbuilding Prices	Suezmax Tanker 156-158K dwt Newbuilding Prices	315-320K DWT VLCC Newbuilding Prices
Date	\$m	\$m	\$m	\$m	\$m
Q1-2020	35.50	50.50	48.50	61.50	91.50
Q2-2020	34.25	50.50	48.50	58.00	89.00
Q3-2020	34.00	49.00	47.00	56.00	86.00
Q4-2020	34.00	48.00	46.50	56.00	85.50
Q1-2021	34.75	51.50	49.50	60.50	90.50
Q2-2021	36.25	53.00	51.00	65.00	97.50
Q3-2021	40.25	61.00	59.00	74.00	107.00
Q4-2021	41.00	61.50	59.00	76.00	112.00
Q1-2022	41.00	62.50	60.00	77.00	115.00
Q2-2022	42.50	64.00	61.50	79.50	117.50
Q3-2022	43.00	64.00	61.50	80.00	120.00
Q4-2022	43.50	64.50	62.00	80.00	120.00
Q1-2023	45.00	66.50	64.00	80.50	120.00
Q2-2023	46.75	70.00	67.50	85.00	126.00
Q3-2023	47.00	71.00	68.50	85.00	128.00
Q4-2023	47.50	72.50	70.00	85.00	128.00
Q1-2024	49.50	75.00	72.00	87.50	130.00
Q2-2024	52.00	78.00	75.00	89.50	130.00
Q3-2024	52.00	78.00	75.00	90.00	129.00

	42072	547792	41359	41353	41350
	Products Tanker D/H 50k dwt (MR) 10 Year Old (Eco) Secondhand Prices	Aframax Tanker 115K dwt Coated (LR2) 10 Year Old (Eco) Secondhand Prices	Aframax Tanker D/H 115K dwt 10 Year Old (Eco) Secondhand Prices	Suezmax Tanker D/H 158k dwt 10 Year Old (Eco) Secondhand Prices	VLCC Tanker D/H 310K dwt 10 Year Old (Eco) Secondhand Prices
Date	\$m	\$m	\$m	\$m	\$m
Q1-2020	20.00		31.00	37.50	52.00
Q2-2020	18.00		26.00	34.00	47.00
Q3-2020	17.00		23.00	30.00	43.00
Q4-2020	17.00		20.50	28.00	43.00
Q1-2021	18.50		23.50	30.00	46.00
Q2-2021	19.50		26.00	33.00	49.00
Q3-2021	17.50		26.00	32.00	46.00
Q4-2021	18.50		27.00	31.00	46.00
Q1-2022	19.50	29.50	27.50	33.00	50.00
Q2-2022	25.00	37.50	35.00	38.00	52.00
Q3-2022	29.00	44.50	42.00	45.00	65.00
Q4-2022	30.00	47.50	45.00	48.00	70.00
Q1-2023	33.50	52.50	50.00	53.50	76.00
Q2-2023	33.00	54.50	52.00	58.00	75.00
Q3-2023	33.00	53.50	51.00	58.00	74.00
Q4-2023	34.00	57.50	55.00	60.00	75.00
Q1-2024	38.00	60.50	58.00	68.00	85.00
Q2-2024	39.25	62.50	60.00	68.00	85.00
Q3-2024	40.00	61.50	59.00	66.00	86.00



Bayes Business School

07/10/2024

Date	41374	41377	41384
	Capesize Bulkcarrier 180K 10 Year Old (Eco) Secondhand Prices	Panamax Bulkcarrier (Kamsarmax) 82k dwt 10 Year Old (Eco) Secondhand Prices	Handysize Bulkcarrier 37k dwt 10 Year Old (Eco) Secondhand Prices
	\$m	\$m	\$m
Q1-2020	21.00	13.00	9.00
Q2-2020	20.50	13.50	8.00
Q3-2020	20.00	13.25	8.50
Q4-2020	19.50	13.75	8.25
Q1-2021	27.25	19.50	11.50
Q2-2021	30.50	21.00	13.75
Q3-2021	33.75	25.00	17.00
Q4-2021	33.00	23.50	17.00
Q1-2022	31.50	25.50	18.50
Q2-2022	37.00	29.00	19.50
Q3-2022	30.00	22.25	18.00
Q4-2022	28.00	22.50	16.00
Q1-2023	32.50	24.00	18.50
Q2-2023	30.00	21.50	17.00
Q3-2023	29.00	22.00	16.50
Q4-2023	31.00	24.00	17.00
Q1-2024	43.00	29.00	20.00
Q2-2024	45.00	29.50	21.00
Q3-2024	45.00	25.75	20.50

Date	11151	70748	11925
	Capesize 176-180K dwt Newbuilding Prices	Panamax 82-84k dwt Bulkcarrier (Kamsarmax) Newbuilding Prices	Handysize 38-42K dwt Bulkcarrier Newbuilding Prices
	\$m	\$m	\$m
Q1-2020	49.25	27.25	23.50
Q2-2020	47.50	26.25	23.00
Q3-2020	46.50	26.00	23.00
Q4-2020	46.50	26.00	23.00
Q1-2021	51.50	28.75	24.50
Q2-2021	59.00	32.00	26.25
Q3-2021	60.25	34.25	29.00
Q4-2021	60.50	34.75	29.50
Q1-2022	61.50	35.50	29.50
Q2-2022	64.00	37.00	30.50
Q3-2022	64.00	36.50	30.00
Q4-2022	60.50	33.50	28.50
Q1-2023	61.50	34.00	29.50
Q2-2023	63.50	34.50	30.00
Q3-2023	64.50	35.00	30.00
Q4-2023	67.00	35.50	30.00
Q1-2024	68.50	37.50	30.25
Q2-2024	76.50	37.50	30.50
Q3-2024	76.50	37.50	30.75

